


# GE Enbrighten Z-Wave In-Wall Smart Switch 120/277V



## Specifications

**Power:** 120/277VAC, 60Hz **Signal frequency:** 908.4/916MHz

### Maximum load:

120VAC: 960W incandescent, 1/2HP motor 1800W (15A resistive)

277VAC: 1385W incandescent, 1/2HP motor 1800W (15A resistive)

**Range:** Up to 150ft. from controller or closest Z-Wave device

**Operating temperature:** 32-104° F (0-40° C)

**Warranty:** 2-year limited product warranty

**Requires neutral wire. Switch must be mounted indoors**


## Design Features

- QuickFit™ – Improved components reduce the housing depth by up to 20% compared to previous Z-Wave models and eliminated the need for heat tabs
- SimpleWire™ – Auto line-load sensing terminals support fast installation by detecting line and load wires and configuring the switch accordingly
- Dual ground ports, which are offset to avoid switch box mounting screws, support daisy-chaining in multi-switch setups
- Turn the connected device ON/OFF manually or via Z-Wave hub or controller
- Remotely monitor with any mobile device\*
- Works with Google Assistant and Amazon Alexa (requires compatible hub\*)
- May be used in single-pole installation or with up to five GE-branded model 46199 Add-on Switches in 3, 4, 5 or 6-way wiring configurations
- Works with all LED, CFL, incandescent and halogen bulbs
- Can be included in multiple groups and scenes
- Uses the Z-Wave firmware update meta data command class for standardized firmware updates over the air
- Supports advanced configuration — LED status, alternate exclusion
- Screw terminal installation — requires wiring connections for line (hot), load, neutral, and ground.
- Traveler wire required for multi-pole installation
- Uses a standard decora®-Leviton wallplate (wallplate not included)
- Interchangeable paddle — White & light almond paddle included
- Blue LED indicator shows switch location or status with four setting options – ON when load is OFF, ON when load is ON, always OFF or always ON
- In-line traveler circuit protection
- Z-Wave Plus certified

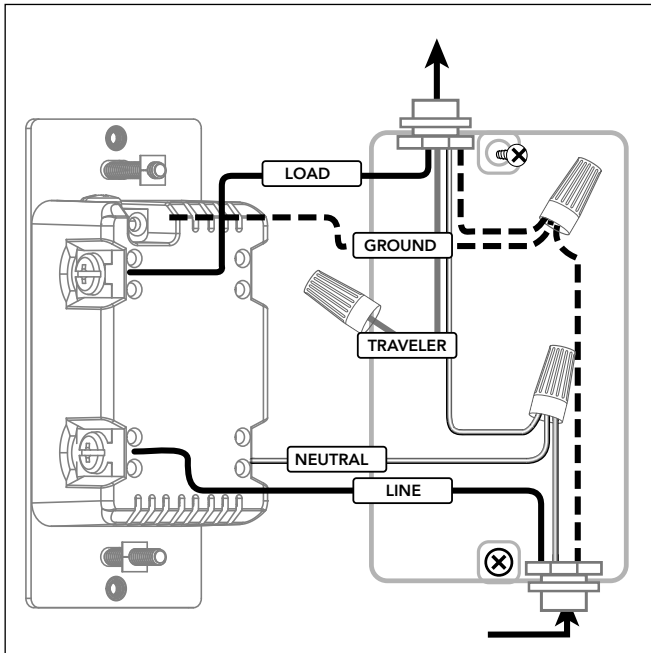
## Z-Wave Plus with S2 Security and SmartStart Features

- Improved battery life and up to 50% greater wireless range
- QR codes with unique, industry-standard secure key exchange to add a layer of 128-bit encryption
- Effortless device pairing to Z-Wave S2 and SmartStart certified gateways
- Backward compatible with all generations of Z-Wave devices
- 250% faster processor
- 400% more memory
- 50% more energy efficient
- Supports wireless upgrades to future-proof your home

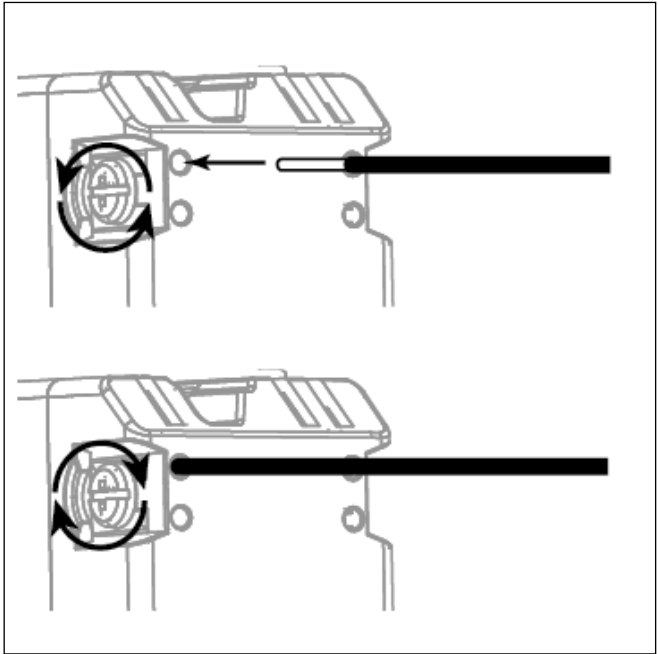
## White/light almond paddles included



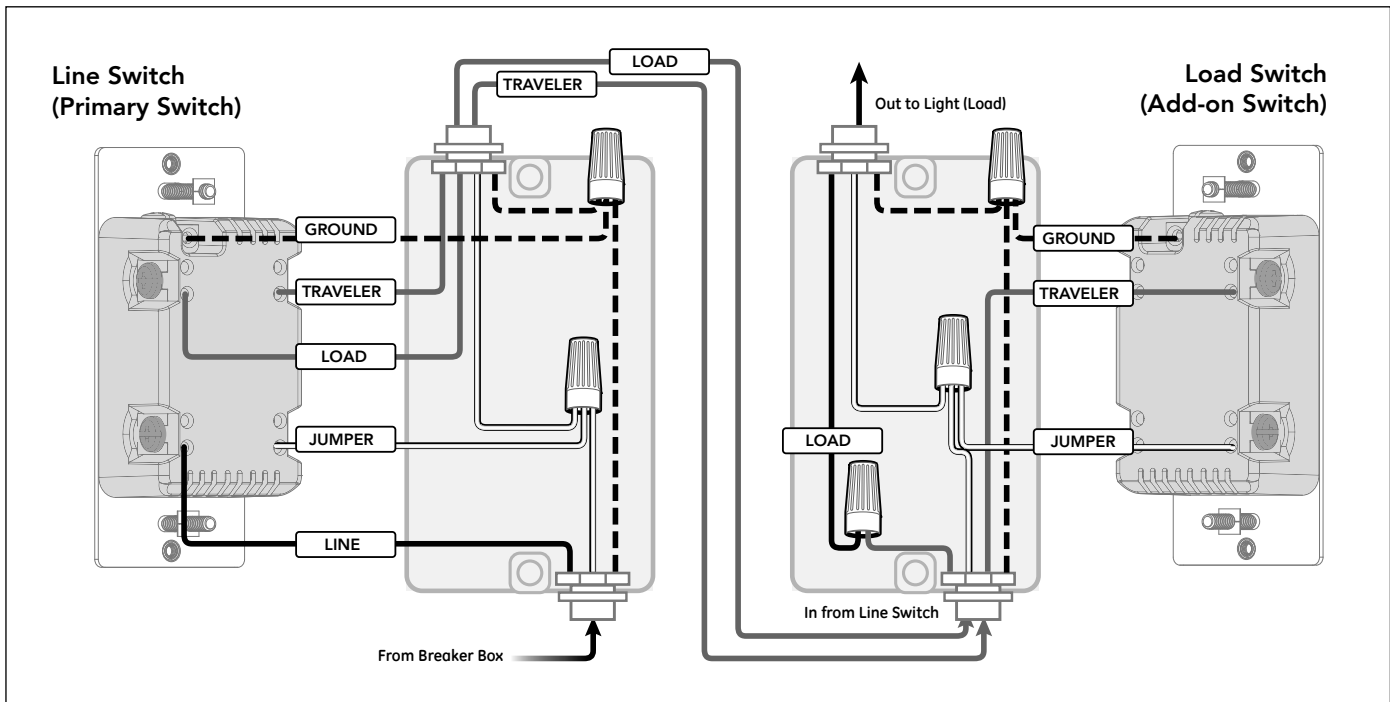
## Single-Location Wiring



## Space-Saving Screw Terminals



## Multi-Location Wiring



## Installation Recommendations:

- Insert wire into port and tighten screw. Do not wrap wire around screw
- Indoor installation only
- Visit <http://www.ezwave.com/hubs> for hub compatibility
- Wallplates sold separately
- Trilingual instruction manual – English, French, Spanish

## Device Configuration

### Adding your device to a Z-Wave network

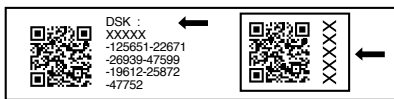
Once the hub is ready to add your smart switch, press and the top or bottom of the rocker on the smart switch.

### To remove and reset the device

Once the controller is ready to remove your device, press the top or bottom of the rocker on the smart switch.

### S2 + SmartStart install

The controller's app will indicate if it has discovered the device. If prompted by the controller to enter the S2 security code, refer to the QR code/security number on the side of the box or the QR code label on the product. Enter the 5-digit code.



### To return to factory defaults

Quickly press the ON button three times, then press the OFF button three times. The LED will flash ON/OFF five times when completed.

## Certifications & Compliances



Compliances, specifications and availability are subject to change without notice

Distributed by Jasco Products Company LLC  
10 E. Memorial Rd., Oklahoma City, OK

©Jasco 2019

## Light-Commercial Grade (120/277VAC)

**Coming Soon**



**43073**  
0-10V Smart Dimmer



**43074**  
120/277V Smart Toggle Switch

**Coming Soon**



**43075**  
0-10V Smart Toggle Dimmer

## Additional Paddle Colors



**13940**  
Black Paddle



**13943**  
Brown Paddle



**13945**  
Ivory Paddle

## Residential Grade (120VAC Only)



**46199**  
Add-on Switch



**46203**  
In-Wall Smart Dimmer



**26931**  
In-Wall Smart Motion Switch



**26933**  
In-Wall Smart Motion Dimmer



**14288**  
In-Wall Smart Outlet



**14287**  
In-Wall Smart Fan Control



**14289**  
In-Wall Touch Dimmer



**14299**  
In-Wall 1000W Smart Dimmer




**46200**  
Add-on Switch



**46201**  
In-Wall Smart Dimmer



**46202**  
In-Wall Smart Switch



**46204**  
In-Wall Smart Dimmer



**32563**  
Smart Door Sensor



**34172**  
Portable Wireless Solo Scene Remote



**34174**  
Portable Wireless Duo Scene Remote



**34176**  
Portable Wireless Quad Scene Remote